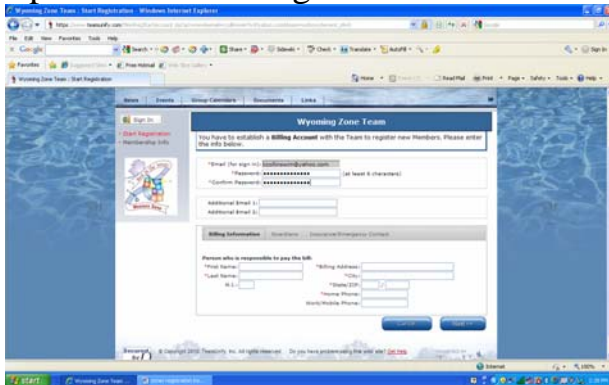




1. Go to: www.teamunify.com/wzscwy
2. Click button on top left side: Start Registration
3. Click button on bottom center: Register Now
 - a. Select: I am **not sure** if I have a Billing Account on this team. This is the email address I want to use:
4. Enter your email address. This will be our main method of contacting you with updates on the meet so enter an email that you check often!
5. Click: Next
6. Complete the following screen:



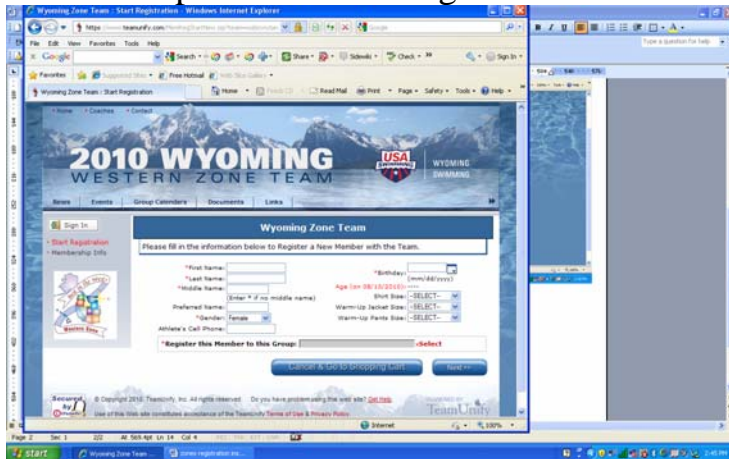
Password/Confirm password (Required)

Additional Email: (Optional)

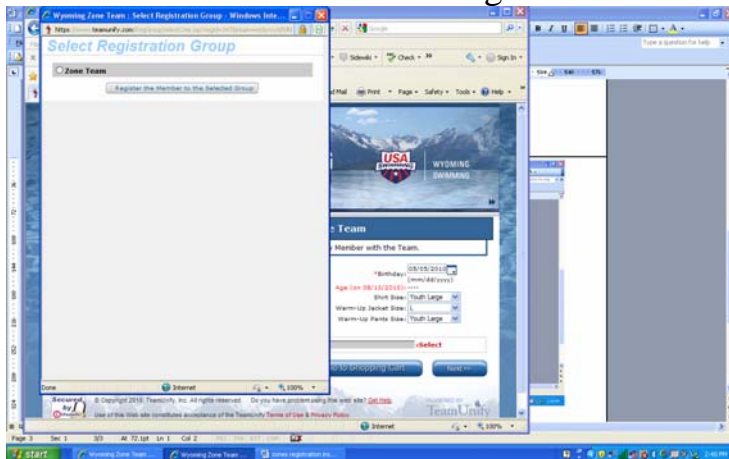
Billing Information: (Required)

7. Click on the Guardians tab next to the Billing information: Complete all applicable
8. Click on Insurance/Emergency contact information: **ALL INFORMATION REQUIRED.**
9. Click: Next

10. Complete the following screen:



11. Click Select under the Register this member to this group and you will see



12. Select: Zone Team, and then Register

13. Click: Next

14. If you have additional swimmers to register under this account click: Add New Member.

If not, click: Check out

15. Read and approve:

- a. Authorization for Medical treatment
- b. Liability waiver
- c. Discipline agreement

16. Click: Submit registration.

17. 3-4 days after submission, when your registration is approved, you will receive an ID and password to the website via email.

If you have registration questions, please call Danette at 307-265-1462